



District Report Card: 2017


State: Tripura	District: West Tripura
Class: 5	Subject: Language
Schools: 61	Students: 1204


Participation/Coverage


Students

<div>GENDER</div> <div></div>	Boys				Girls			
	Number		%		Number		%	
	525		43.60		679		56.40	

<div>AREA</div> <div></div>	Rural				Urban			
	Number		%		Number		%	
	581		48.26		623		51.74	

<div>CATEGORY</div> <div></div>	SC		ST		OBC		GEN	
	Number	%	Number	%	Number	%	Number	%
	377	31.31	154	12.79	375	31.15	298	24.75

<div>CWSN</div> <div></div>	LD	VI	HI	S&LD	ID	Oth
	3	0	0	0	1	0

<div>Management</div> <div></div>	Government			Government-aided		
	Number		%	Number		%
	1153		95.76	51		4.24

Average Performance of Students in Language (%)

Overall	Gender		Area		Management		Social Group			
	Male	Female	Rural	Urban	Govt.	Aided	SC	ST	OBC	GEN
55.54	55.19	55.81	55.77	55.32	54.73	73.86	54.34	54.85	55.91	56.94

Performance on Learning Outcomes (LOs)

Learning Outcomes	Description	Average Performance(%)
L504	Reads and comprehends independently storybooks, news items/ headlines, advertisements etc.	50.98
L508	Reads text with comprehension, locates details and sequence of events	57.82

Range of Performance of Students who Answered Correctly							
Below 30%		30% - 50%		50% - 75%		Above 75%	
Number	%	Number	%	Number	%	Number	%
160	13.29	297	24.67	539	44.77	208	17.28

Lowest Performing Learning Outcomes (LOs)

- 1 - Reads and comprehends independently storybooks, news items/ headlines, advertisements etc. (50.98)
- 2 - Reads text with comprehension, locates details and sequence of events (57.82)